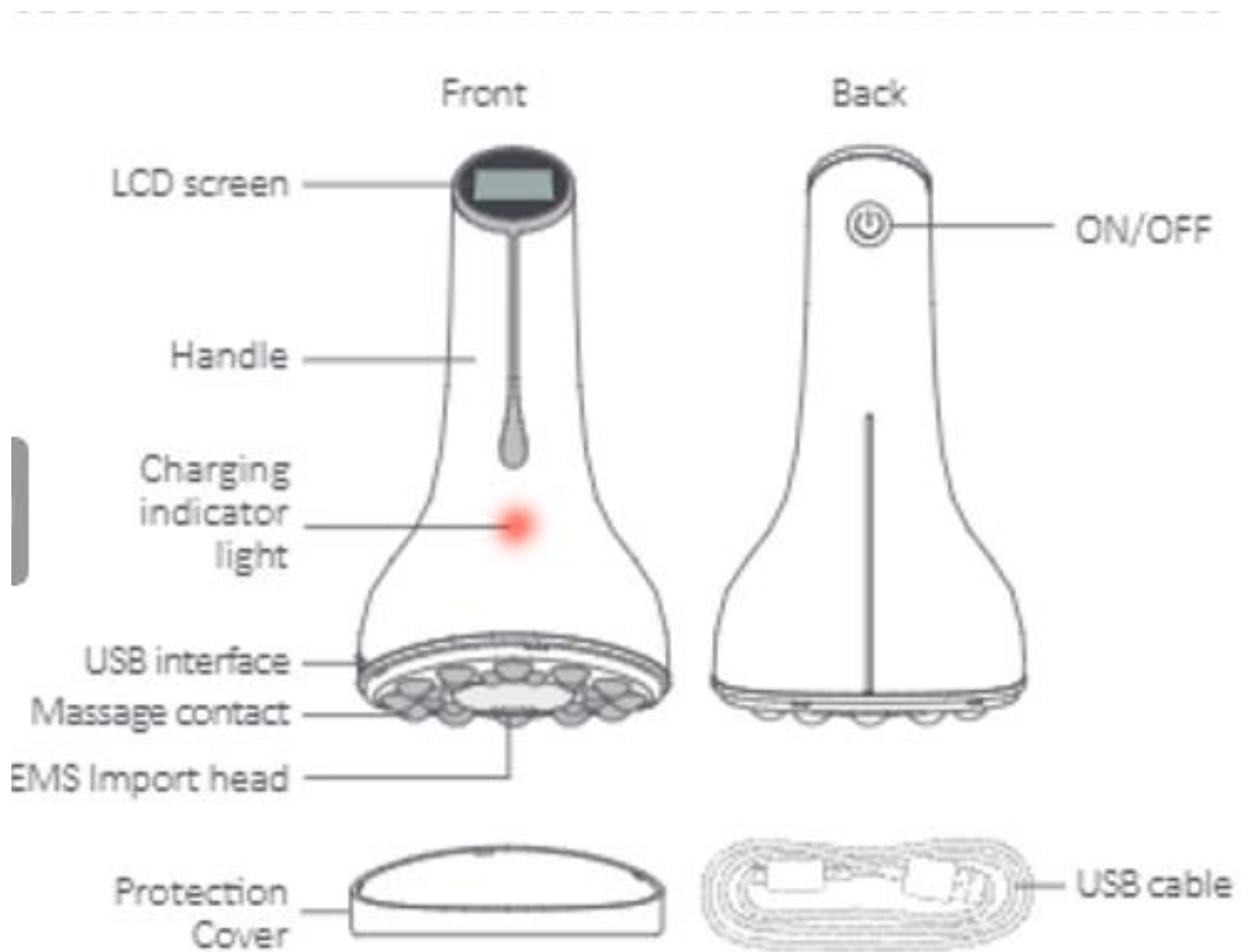


L&L SKIN  
HONO

#### Important reminder

1. Please charge the saturation before use.
2. Please recharge the device if it's not used for a long time (about 3 months).

#### Product Structure



## **Instruction of the 4 Modes**

First gear  
Relieving Mode

- Red light
- Vibrating

Second Gear  
Lifting Mode

- increasing vibration: 2 times short vibration+1 time long vibration
- Flash in red light
- Approximate 55 heating temperature

Third Gear  
EMS


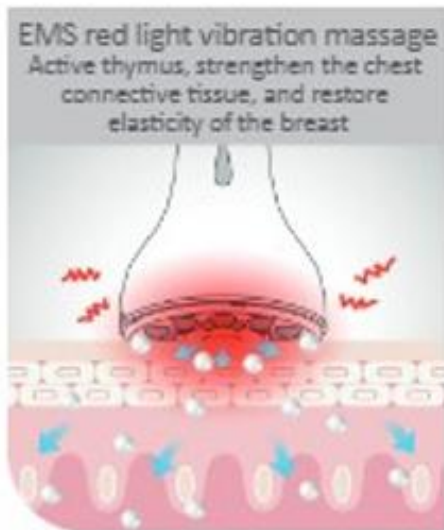
- EMS Weak current
- Flash in red light

Fourth Gear

- EMS Strong current
- Flash in red light
- Approximate 55 heating temperature

## **Product features**

1. EMS can penetrate the epidermal cell to reach the skin dermis layer, to accelerate the production of collagen, stimulates the muscle to massage, restores muscle elasticity, and tightens the lines to make the lines more visible.
2. Accelerate the blood circulation of the tiny blood vessels, so that the skin care ingredients can be effectively supplied to the muscle tissue and the dermis.
3. It can help to repair the skin elastic fiber and collagen layer tissue, thereby relaxing and reducing wrinkles.
4. Massage head components in 24 soft silicone balls which in food grade material with high activity. In the middle, there is a mounted import head which comply with the international standards. It is in safety, health, and physical Zero irritation to the skin. It's also suitable for allergic skin people's daily use.
5. Four functions, as massage, lifting, EMS, tightening in one.
6. English LCD screen display, using steps are very clear.
7. With timing function, each mode is timed in 2 minutes.
8. Ergonomic human engineering design makes you feel good when using.
9. USB cable charging, it's in safety and environmental protection.



### How To Use For Body



1. After bathing, dry the skin.
2. Apply essential oils or lotions on skin.
3. Remove the protection cover and long press the on/off switch for 2 seconds to start the product, and select the mode needed.
4. The massage head use along the skin in a direct way, or in a circular way, slowly massage until the skin care product is absorbed.
5. After use, press and hold the key for 2 seconds to turn off the product.

## How To Use For Breast

1. Clean the breast skin, and make it dry.
2. Apply essence oil/massage cream.
3. Remove the product cover, long press ON/OFF for 2 seconds, start the device and select the suitable gear.
4. Gently massage the breast from the circle to the nipple along the direction of the breast ducts in 30-50 times.
5. Gently massage in small circle on different parts of breast.
6. Use the palm to raise the breast and use massage head push the breast from bottom up.
7. Repeat massaging in big circle from outside to inside, until essence oil/massage cream is absorbed by the skin. When you feel some heat, the effect is in the best.
8. After using, long press ON/OFF for 2 seconds, the product will be off.



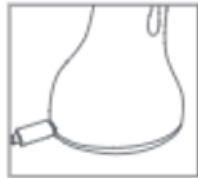
## How To Clean

1. Long press ON/OFF for 2 second to turn off the product.
2. Wipe the product with a cleansing cloth, do not use the detergents.
3. Close the cover, and put the product on a dry and ventilated place.

## Cautions

1. Please read the product manual before using, and keep the manual for future use.
2. USB cable charging, charging from low battery station to saturation needs 3.5 hours, 3.5 hours of continuous use after charge full.
3. Flash in red light indicates the status of under charging, when light remain on red indicates the status of charging full.
4. The product has the function of heating, approximate temperature is in 55 °C. Different people are in some difference when sensing the temperature, some are likely to feel hot.
5. The product can also be used in other parts of the body, such as arms, breast, waist, hips, thighs and calves, etc.
6. If you feel any discomfort or skin irregularities, stop use immediately and consult a doctor.
7. The product is not waterproof, please do not place it in water.
8. Put the product on a dry and ventilated place, to avoid direct sunlight, and make sure no corrosive chemicals around.
9. The cleansing cloth using high-quality fleece material, can be washed repeatedly.

10. After long term idle, the product needs 15 minutes to reactive to be the charging state, and the indicator light flashes in red, as the picture showed.



At the beginning of charging



The product needs 15 minutes to be the charging state

11. Warm reminder: Please use moderate skin care products first, then use this device. Kindly note, excess use of skin products is hard to be absorbed. Meanwhile residual skin care products might infiltrate to this device and damage it. Please clean this device with cleansing cloth after using.
12. Keep out of reach of children, to avoid any danger.

## Q&A

### Why does the EMS mode have a stinging feel?

EMS is a micro-current, which stimulates muscles to massage through micro-current, and the electric current can reach the dermis layer. It is recommended that you first time experience EMS from the third gear which in a weaker current sense, and then use the fourth gear after you can use to it.

### The product does not heating?

1. Check whether the electricity is in shortage or not.
2. Check if the device starts correctly.
3. Restart the product after turn off it.
4. Please contact the brand distributor.

### The product suddenly has no vibration, does not work, what is the reason?

1. Increase the usage dose of essential oil/massage cream.
2. Check whether the electricity is in shortage or not.
3. Check if the device starts correctly.
4. Restart the product after turn off it.
5. Please contact the brand distributor.

**Can I use this instrument without using skin care products?**

Yes, it can be used. The best way to use this instrument: using together with skin care products, and when the skin is moist, it can make the skin care ingredients more effective to be transported and absorbed.

**Can I use the Body beauty & Slimming Device every day?**

Yes, the setting mode and intensity adjustment of the device are intelligently designed by a professional team, therefore insisting to use every day will keep your body in a perfect line.

**What time period is used in best every day?**

It is recommended to use after bathing and body drying, massage method please refer to L&L SKIN brand recommend, using in 15–20 min/time is the best.

**I am in allergic skin, can I use it?**

The massage head of this device specially uses the food grade stainless steel which in line with international standards, and food grade silicone with high-activity, it is proven to be safe, healthy, and no any irritation to body, the people in allergic skin please feel assured to use it every day.